

Pomen raziskovalnih podatkov pri vrednotenju znanstvenega dela

Miro Pušnik, Centralna tehniška knjižnica Univerze v Ljubljani

Odprta znanost 2019



Namen vrednotenja raziskovalnega dela

Vrednotenje raziskovalnega dela temelji na znanstvenih objavah

Dodeljevanje sredstev, promocija, habilitacije...

Kvantitativne in kvalitativne metode

Metodologija vrednotenja v Sloveniji

Projekti in programske skupine na ARRS: prevladujejo kvalitativne metode

Habilitacije na univerzah: pogosto vključene elementi kvantitativnega vrednotenja, podatkovni vir je SICRIS (A1, A2, A3, A1/2, A' A'' ...)

RD v metodologija ARRS niso posebej omenjeni, jih pa izrazito omenja osnutek Zakon o znanstvenoraziskovalni in inovacijski dejavnosti <https://e-uprava.gov.si/drzava-in-druzba/e-demokracija/predlogi-predpisov/predlog-predpisa.html?id=8644>

Ključna vprašanja

Ali predstavljajo raziskovalni podatki znanstveno delo v smislu samostojne entitete v okviru tipologije znanstvenih del, ki so podvržene evalvaciji?

Če da, je vprašanje, na kak način izmeriti oziroma oceniti vplivnost oziroma kakovost posameznih podatkovnih setov?

Če ne, je vprašanje, kako ovrednotiti raziskovalne podatke v okviru obstoječih tipologij znanstvenih del?

Možni kazalniki za ocenjevanje vplivnosti oziroma kakovosti raziskovalnih podatkov

Obseg ponovne uporabe podatkov s strani drugih uporabnikov

Vključitev podatkovnih setov v večje sete ali druge oblike znanstvenih del

Obseg uporabe programske opreme za pridobivanje podatkov s strani drugih uporabnikov

Možne implikacije v praksi: število citatov, statistike uporabe (npr. vpogledi, prenosi), altmetrika (npr. spletne povezave v družbenih omrežjih, shranjevanje v osebnih bibliografskih zbirkah (npr. Mendeley, CiteULike, BibSonomy, Delicious), omembe v blogih ipd.)

Post-publication peer – review

Results: 23

(from Data Citation Index)

You searched for: TO

...More

 Create an alert

Refine Results

Search within results for...



Years Published


 2019 (1) 2018 (2) 2015 (1) 2014 (1) 2013 (6)

more options / values...

Refine

<https://clarivate.com/webofsciencegroup/solutions/webofscience-data-citation-index/> Select Page Export...

Add to Marked List

 Analyze Results

-
- 1.
- Summary of animal, immunohistochemical and serial protein misfolding cyclical amplification data.**

By: Eaton, Samantha L; Goldmann, Wilfred; Stewart, Paula; et al.

Figshare

DOI: <http://dx.doi.org/10.1371/journal.pone.0116094.t001>

Document Type: Data set

View Abstract

Times Cited: 1

(from All Databases)

Usage Count

-
- 2.
- A Boswellic Acid-Containing Extract Ameliorates Schistosomiasis Liver Granuloma and Fibrosis through Regulating NF- κ B Signaling in Mice**

By: Huang, Dake; Ren, Cuiping; Shen, Jijia; et al.

Figshare

DOI: <http://dx.doi.org/10.1371/journal.pone.0100129.s001> Version: 1

Document Type: Data study

View Abstract

Times Cited: 1

(from All Databases)

Usage Count

-
- 3.
- The N-Terminal Sequence of Prion Protein Consists an Epitope Specific to the Abnormal Isoform of Prion Protein (PrPSc).**

By: Kaku-Ushiki, Yuko; Miwa, Ritsuko; Kasai, Kazuo; et al.

Figshare

Source URL: http://figshare.com/articles/The_N_Terminal_Sequence_of_Prion_Protein_Consists_a Version: 1

Times Cited: 1

(from All Databases)

Usage Count

Publicat

Paral

(Isop

Journal

<https://doi.org/10.1111/jeb.12610>

Dimensions

 ecologically disparate cave invasions by the same species, *Asellus aquaticus*
<https://app.dimensions.ai/>

Authors

M. Konec - University of Ljubljana

S. Prevorčnik - University of Ljubljana

S. M. Sarbu - Grupul de Explorari Su

[2 more](#)

Associated data

Data from: Parallels between two geographically and ecologically disparate cave invasions by the same species, *Asellus aquaticus* (Isopoda, Crustacea)

Showing 1/3: Genotypes%20ecomorphs%20Asellus%20aquaticus%20Slo_Rom.xlsx

	A	B	C	D	E	F	G	H	I	J	K	L	M	N	O	P	Q	R
1	Sampling site	Voucher ID	A2	A2	A9	A9	A110	A110	A111	A111	C6	C6	A234	A234	A236	A236	A262	A262
2	subterranean SLO																	
3	PR	AA001	255	255	186	186	213	213	243	243	277	277	162	162	140	140	290	292
4	PR	AA002	255	255	186	186	213	213	243	243	277	277	162	162	140	140	290	290
5	PR	AA003	255	255	186	186	213	213	243	243	277	277	162	162	140	140	290	290
6	PR	AA004	255	255	186	186	213	213	243	243	277	277	162	162	140	140	290	290
7	PR	AA005	255	255	186	186	213	213	243	243	277	277	162	162	140	140	290	290
8	PR	AA006	255	255	186	186	213	213	243	243	277	277	162	162	140	140	290	290
9	PR	AA011	255	255	186	186	213	213	243	243	277	277	162	162	140	140	290	290

Abstract

Caves are long-known examples of Recently, this paradigm has been of phenotypic change in two independent Slovenia. Both ancestral surface populations no evidence of ongoing genetic exchange

[More](#)

Acknowledgements

This research was supported by the to thank Mihai Baciu, Gregor Bračko providing samples and helping with comments on an earlier version of t

Associated data

Data from: Parallels between two geographically and ecologically disparate cave invasions by the same species, *Asellus aquaticus* (Isopoda, Crustacea)

Exp

Publication metrics

Dimensions Badge

Altmetric

Funded by

Slovenian Research A

Research Categories

 Fields of Research
 06 Biological Science
 0602 Ecology


Impact Story

<https://profiles.impactstory.org/>

9 Datasets

 10.9k views




 25 tweets







 6 shares

 Show tweets (23)

Sorting by default ▾

Holly Bik

-  Overview
-  Map
-  Twitter fans

-  articles (25)
-  **datasets (9)**
-  posters (1)
-  slide decks (17)
-  software products (7)
-  webpages (5)

A Research-Driven Data Visualization Framework for High-Throughput Environmental Sequence Data

(2013) *figshare*.

 view dataset

highly viewed

highly discussed

highly viewed

discussed

Data from: Dramatic shifts in benthic microbial eukaryote communities following the Deepwater Horizon oil spill

(2012) [Bik](#), Halanych, Sharma, et al. *Dryad Digital Repository*.

 view dataset

highly viewed

highly discussed

highly viewed

cited

PhyloSift: Phylogenetic analysis of genomes and metagenomes

(2013) *figshare*.

 view dataset

highly viewed

highly viewed

discussed

discussed



A Comprehensive Assessment of Impact with Article-Level Metrics (ALMs)

ALMs are quantifiable measures that document the many ways in which both scientists and the general public engage with published research. Traditional metrics, which consider only citation count and journal name to assess impact, capture a narrow view of a work's value and do so only after the accumulation of citations in academic literature.

PLOS Article-Level Metrics

<https://www.plos.org/article-level-metrics> ; in their ability to:



Assess impact before the accrual of academic citations



Incorporate both academic and social metrics



Reflect changing influence of a work over time




Groups ▾

Sign in



[Home](#) / [University of Pittsburgh](#) / [Publication Process with OA](#)



Publication Process with OA

Publication Year: 2012

Researchers: [Jason B. Colditz](#)

PlumX

<https://plu.mx/>

USAGE ^

3945

SOCIAL MEDIA ^

230

Views	3917
Figshare	3917
Downloads	23
Figshare	23
Clicks	5
Bitly	5

Shares	180
Figshare	173
Facebook	7
Tweets	33
figshare.com	33
Likes	9
Facebook	9
+1s	8
Google+	8

Vloga OSIC- ev

Verifikacija in redigiranje znanstvenih del v bibliografijah raziskovalcev po standardni tipologiji

http://home.izum.si/cobiss/bibliografije/tipologija_slv.pdf

Tipologija 2.20 Zaključena znanstvena zbirka podatkov ali korpus

Potrebna infrastruktura

Ustrezen podatkovni repozitorij

Zagotavljanje trajne identifikacije

Podatkovni knjižničarji

Nujen dogovor in implementacija v okviru SICRIS

Oblika podatkov

Kakovost podatkov

Življenjska doba podatkov

Fabriciranje podatkov